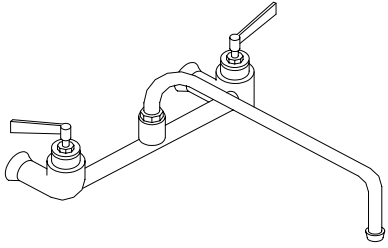


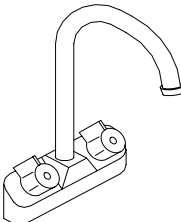
"Accessories" Pro-Bowl Sinks



8" Splash Mount Faucet

MODEL	SPOUT
PBF-8-S	8"
PBF-10-S	10"
PBF-12-S	12"

NSF

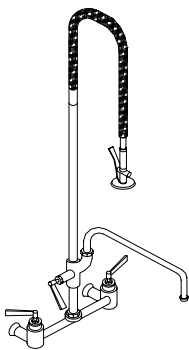


Hand Sink 4" Center

MODEL	SPOUT
PBF-8-S	8"

NSF

Pre - Rinse



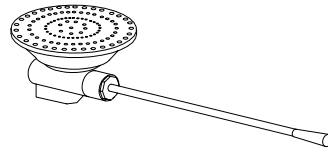
MODEL	MOUNT
PB-PRW-1	WALL
PR-PRD-1	DECK

Add-A-Faucet

PB-AD-14	14" Spout
----------	-----------

NSF

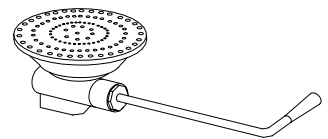
Straight Action Lever Waste



MODEL	DRAIN
PB-LWR-1	2"

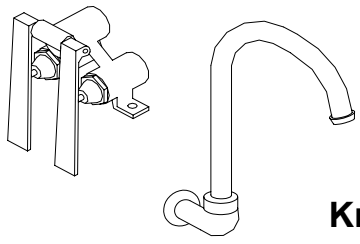
NSF

Twist Action Lever Waste



MODEL	DRAIN
PB-LWR-2	2"

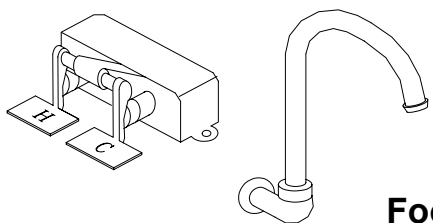
NSF



Knee Valve

MODEL	SPOUT
PB-KV-1	4"

NSF



Foot Valve

MODEL	SPOUT
PB-FV-1	4"

NSF

John Boos & Co

315 South First Street - Effingham, IL 62401

Phone: 217-347-7701 - Fax: 217-347-7705

Email: sales@johnboos.com - Web-site: www.johnboos.com

John Boos is constantly engaged in a program of improving products and therefore reserves the right to change specification without prior notice